

# 2007 Unit Case Volume

22.7 billion

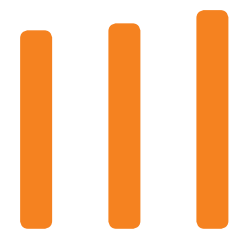
Unit Cases Worldwide



Latin America	27%
North America	25%
Europe	17%
Pacific	16%
Eurasia & Africa	15%

## UNIT CASE VOLUME

	2007 VS. 2006 GROWTH	5-YEAR COMPOUND ANNUAL GROWTH
Eurasia & Africa	12%	9%
Europe	5%	3%
Latin America	9%	6%
North America	(1%)	1%
Pacific	7%	4%
Bottling Investments	64%	N/A
<b>Worldwide</b>	<b>6%</b>	<b>4%</b>



2005 20.6  
2006 21.4  
2007 22.7

UNIT CASE VOLUME  
(in billions)

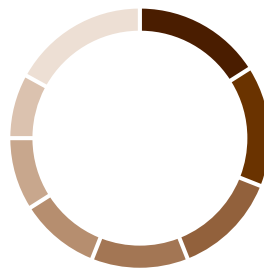
# 2007 Unit Case Volume by Operating Group

EURASIA & AFRICA



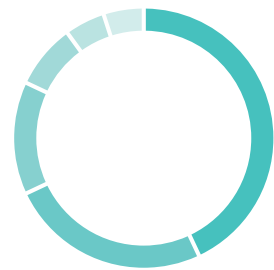
■ South Africa	15%
■ Russia	12%
■ East & Central Africa	12%
■ Turkey	12%
■ India	9%
■ Middle East	7%
■ Southern Eurasia	6%
■ Egypt	5%
■ Nigeria	5%
■ Other	17%

EUROPE



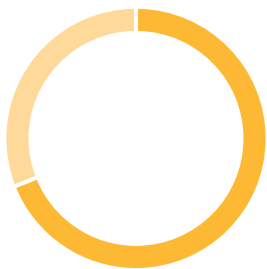
■ Germany	16%
■ Spain	15%
■ Central Europe	13%
■ Great Britain	12%
■ Adriatic & Balkans	10%
■ Italy	9%
■ France	8%
■ Other	17%

LATIN AMERICA



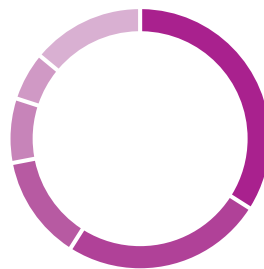
■ Mexico	43%
■ Brazil	25%
■ Latin Center	14%
■ Argentina	8%
■ Chile	5%
■ Other	5%

NORTH AMERICA



■ Retail	69%
■ Foodservice	31%

PACIFIC



■ China	34%
■ Japan	25%
■ Philippines	13%
■ Australia	8%
■ Thailand	6%
■ Other	14%